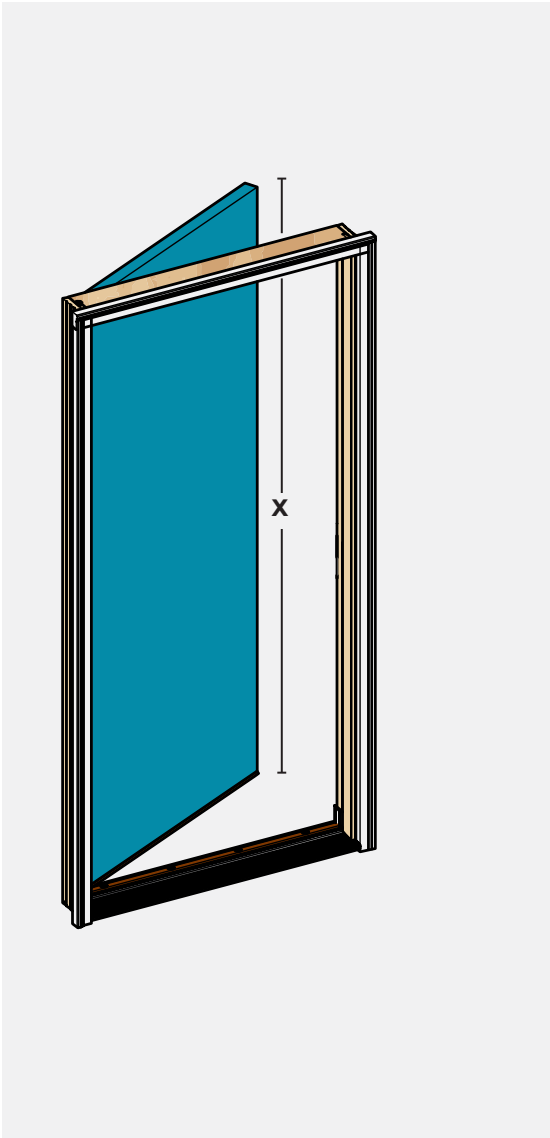


**DOOR PANEL LENGTH**

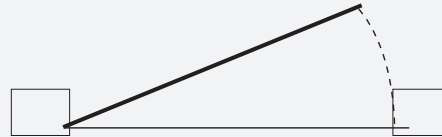


**LOCK OPTION SELECTION GUIDE**

**SWING AND HANDING:**

**LEFT HAND INSWING**

**INTERIOR OF HOME**

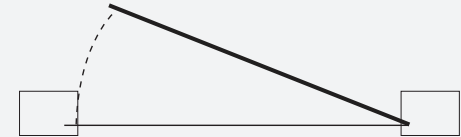


**EXTERIOR OF HOME**

If you are standing outside your house and hinges are on the left side of the door panel, and the door panel swings into the home, you need a **LEFT HAND INSWING LOCK**.

**RIGHT HAND INSWING**

**INTERIOR OF HOME**

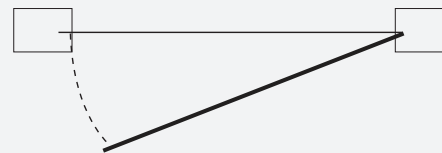


**EXTERIOR OF HOME**

If you are standing outside your house and hinges are on the right side of the door panel, and the door panel swings into the home, you need a **RIGHT HAND INSWING LOCK**.

**RIGHT HAND REVERSE  
(LEFT HAND OUTSWING)**

**INTERIOR OF HOME**

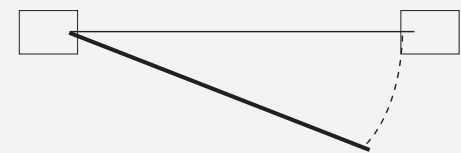


**EXTERIOR OF HOME**

If you are standing outside your house and hinges are on the right side of the door panel, and the door panel swings out towards the exterior, you need a **RIGHT HAND REVERSE LOCK**.

**LEFT HAND REVERSE  
(RIGHT HAND OUTSWING)**

**INTERIOR OF HOME**



**EXTERIOR OF HOME**

If you are standing outside your house and hinges are on the left side of the door panel, and the door panel swings out towards the exterior, you need a **LEFT HAND REVERSE LOCK**.