



TRILENNIUM[®]

MULTI-POINT LOCKING SYSTEMS

Protect your home. Preserve your style.



ONE

Strength. Security. Performance. Peace of Mind.


Trilennium® delivers 3x the strength, 3x the security and 3x the performance with one multi-point locking system, resulting in maximum peace of mind and homeowner satisfaction.

Operating as one, all three bolts engage when the door is closed, fighting deflection even when the door is unlocked.


One movement of the key or thumbturn activates all three bolts, drawing the door into perfect alignment with three true deadbolts that cannot be compromised. Plus, it's easy to use. Just one turn of the lever disengages all three bolts for easy operation time after time.

Trilennium's superior strength works when others fail, achieving the industry's highest ratings for structural and forced entry testing. A solid, one-piece I-Beam runs the full length of the lock. This not only increases the strength and precision of the lock, but also strengthens the door edge, preventing warping over the life of the panel.

How Trilennium® Works



When activated, each Trilennium® bolt becomes a true deadbolt that cannot be compromised.



One simple turn of the key or thumbturn engages all three bolts for perfect alignment and added performance.



With the panic release feature, just one turn of the lever disengages all three bolts at once for easy operation.



A stronger multi-point lock with I-Beam construction means ultimate peace of mind for you.

1
LEVEL ONE
Trilennium®
Hardware

2
LEVEL TWO
EMTEK®

3
LEVEL THREE
Rocky Mountain
Hardware®



Eclipse Grip Handle
SHOWN IN VICTORIAN BRONZE



Rectangular Entry Set
SHOWN IN MEDIUM BRONZE




Arched Sectional
SHOWN IN SILICON BRONZE DARK

Protect your home while reflecting your unique style with Trilennium's extensive portfolio of beautifully-designed hardware options. Choose your level, choose your style, choose your finish. The choice is yours!

Level One Trilennium® Hardware



Eclipse Entry Set
SHOWN IN SATIN NICKEL



Pinnacle Entry Set
SHOWN IN VICTORIAN BRONZE




Rectangular Entry Set
SHOWN IN BLACK



Horizon Entry Set
SHOWN IN BRIGHT BRASS



Curved Entry Set
SHOWN IN SATIN NICKEL



Trilennium Hardware Lever Options



Eclipse Lever
SHOWN IN SATIN NICKEL



Pinnacle Lever
SHOWN IN VICTORIAN BRONZE



Rectangular Lever
SHOWN IN BLACK




Curved Lever
SHOWN IN VICTORIAN BRONZE



Horizon Lever
SHOWN IN BRIGHT BRASS

Eclipse and Pinnacle, and Rectangular and Curved levers are interchangeable and available upon request on all new orders.

The Trilennium Hardware collection combines elegant design with precision engineering for beautiful, reliable performance. Trilennium Hardware is available in entry, inactive and dummy functions.



Eclipse Grip Handle
SHOWN IN VICTORIAN BRONZE



Level Two EMTEK®



Level Three Rocky Mountain Hardware®



EMTEK® brings interesting, well made hardware back into American homes. All EMTEK® Hardware is available for entry, patio, inactive and dummy functions.

EMTEK® Lever Options

Available levers appear below escutcheon types.

Modern		Stainless Steel	Rectangular & Arched
Aireon SHOWN IN SATIN NICKEL	Poseidon SHOWN IN OIL RUBBED BRONZE	Athena SHOWN IN BRUSHED STAINLESS	Aurora SHOWN IN MEDIUM BRONZE
Argos SHOWN IN SATIN NICKEL	Sion SHOWN IN POLISHED CHROME	Cologne SHOWN IN BRUSHED STAINLESS	Cody SHOWN IN FLAT BLACK
Athena SHOWN IN FLAT BLACK	Stuttgart SHOWN IN POLISHED CHROME	Dresden SHOWN IN BRUSHED STAINLESS	Cimarron SHOWN IN MEDIUM BRONZE
Basel SHOWN IN OIL RUBBED BRONZE	Triton SHOWN IN SATIN NICKEL	Helios SHOWN IN BRUSHED STAINLESS	Durango SHOWN IN MEDIUM BRONZE
Geneva* SHOWN IN OIL RUBBED BRONZE	Tuscany		Montrose SHOWN IN MEDIUM BRONZE
Hercules SHOWN IN POLISHED CHROME	Medici SHOWN IN MEDIUM BRONZE	Hercules SHOWN IN BRUSHED STAINLESS	Teton SHOWN IN MEDIUM BRONZE
Helios SHOWN IN OIL RUBBED BRONZE	Napoli SHOWN IN MEDIUM BRONZE	Kiel SHOWN IN BRUSHED STAINLESS	Lariat SHOWN IN MEDIUM BRONZE
Hermes SHOWN IN SATIN NICKEL	Octagon SHOWN IN FLAT BLACK	Poseidon SHOWN IN BRUSHED STAINLESS	Yuma* SHOWN IN MEDIUM BRONZE
Luzern SHOWN IN OIL RUBBED BRONZE	Padua SHOWN IN MEDIUM BRONZE	Stuttgart SHOWN IN BRUSHED STAINLESS	

- Finishes**
- OIL RUBBED BRONZE
 - SATIN NICKEL
 - POLISHED CHROME
 - SATIN BRASS
 - MEDIUM BRONZE PATINA
 - TUMBLED WHITE BRONZE
 - FLAT BLACK
 - FLAT BLACK BRONZE PATINA
 - BRUSHED STAINLESS STEEL



Finish Availability

MODERN	1, 2, 3, 4, 7
STAINLESS	9
ARCHED	5, 6, 8
RECTANGULAR	5, 6, 8
TUSCANY	5, 8



Rocky Mountain Hardware Lever Options

Each escutcheon may be combined with any of the following levers and is available in your choice of ten patina finishes.

L127 M, L156 L SCROLL LEVER IN SILICON BRONZE, DARK	L101 LONGHORN LEVER IN SILICON BRONZE, RUST	L110 M, L128 S CLASSIC LEVER IN SILICON BRONZE, MEDIUM	L130 MONARCH LEVER IN WHITE BRONZE, MEDIUM	L102 SQUIRREL TAIL LEVER IN SILICON BRONZE, LIGHT	L111 TWIG LEVER IN SILICON BRONZE, RUST
L132 SQUARE TWIST LEVER IN WHITE BRONZE, LIGHT	L103 M, L112 L CHUB LEVER IN SILICON BRONZE, MEDIUM	L115 M, L158 L ACANTHUS LEVER IN SILICON BRONZE, MEDIUM	L135 M, L147 L OLYMPUS LEVER IN WHITE BRONZE, LIGHT	L104 M, L122 L HOOK LEVER IN SILICON BRONZE, RUST	L117 M, L120 L, L241 L FRENCH LEVER IN SILICON BRONZE, DARK
L140 M, L151 L HARRINGTON LEVER IN SILICON BRONZE, MEDIUM	L105 BEAVER TAIL LEVER IN SILICON BRONZE, RUST	L118 FRENCH TWIST LEVER IN SILICON BRONZE, RUST	L150 BELLA LEVER IN SILICON BRONZE, DARK	L106 TALON LEVER IN SILICON BRONZE, LIGHT	L121 M, L141 L ROCK CREEK LEVER IN WHITE BRONZE, MEDIUM
L160 WING LEVER SILICON BRONZE, LIGHT	L107 SLUGGER LEVER IN SILICON BRONZE, MEDIUM	L123 OLD WORLD LEVER IN WHITE BRONZE, MEDIUM	L163 EURO LEVER IN SILICON BRONZE, MEDIUM	L108 TUBE LEVER IN WHITE BRONZE, LIGHT	L314 UJ LEVER IN SILICON BRONZE, DARK
L224 M, L228 L RIDGE LEVER IN SILICON BRONZE, MEDIUM	L109 M, L119 L LEGACY LEVER IN SILICON BRONZE, MEDIUM	L126 TRIPLE TWIST LEVER IN WHITE BRONZE, LIGHT	L580 MADDOX LEVER IN WHITE BRONZE, MEDIUM	L174 LARIAT LEVER IN SILICON BRONZE, DARK	L175 BAMBOO LEVER IN SILICON BRONZE, MEDIUM
L276 FALCON LEVER IN WHITE BRONZE, MEDIUM	L301 M, L302 L STRAP LEVER IN SILICON BRONZE, BRUSHED	L304 REED LEVER IN WHITE BRONZE, BRUSHED	L307 JANE LEVER IN SILICON BRONZE, DARK	L310 POOL LEVER IN WHITE BRONZE, LIGHT	




Every Rocky Mountain Hardware Entry set is available in all the styles listed below:

Entry Set
Entry, patio, inactive and dummy functions.

Grip Set
Grip sets are available in both *one-piece* and *sectional** styles for entry, patio, inactive and dummy functions.

* Fleur De Lis is not available in the Sectional Grip Set.

- FINISHES**
- SILICON BRONZE LIGHT
 - SILICON BRONZE MEDIUM
 - SILICON BRONZE DARK
 - SILICON BRONZE RUST
 - SILICON BRONZE BRUSHED
 - SILICON BRONZE DARK LUSTRE
 - WHITE BRONZE LIGHT
 - WHITE BRONZE MEDIUM
 - WHITE BRONZE DARK
 - WHITE BRONZE BRUSHED



NOTE: Rocky Mountain Hardware levers have an 8-10 week lead time, and grips have a 10-12 week lead time. All sales are final.


* For use on single door application only.
NOTE: EMTEK has a 3-5 week lead time. All sales are final.

CHOOSE YOUR LOCK

With multiple options to choose from, there is a Trilennium® Multi-Point Lock to fit every entry system need.

TRILENNIUM® 3000

Multi-point security for standard door panels (Single and French active panels).



TRILENNIUM® 3070

Features narrow 7/8" profile for "proud edge" door panels (Single and French active panels).



TRILENNIUM® 3020

French Mortise Lock

For the inactive door in French units, the 3020's I-Beam enhances system strength.



TRILENNIUM® 3500

Five-Point Lock

Delivers enhanced security for French doors with five locking points (French active panels).



TRILENNIUM® COMPATIBLE ASTRAGAL

Enhance protection against leaks and drafts with our cost-efficient Trilennium Compatible Astragal (3000 and 3070 only).

