

FRAMESAVER® **FUSIONFRAME®**



UNLIKE ANY OTHER DOOR FRAME **ON THE MARKET.**

Reset your expectations when it comes to the performance and quality of maintenance-free door frames. FrameSaver® FusionFrame® is unlike any other composite frame, delivering exactly what you need and want, even if it didn't seem possible before.



www.fusionframe.info



www.enduraproducts.com

FUSIONFRAME® OPTIONS & ACCESSORIES

Dedicated Jamb Options



DEDICATED 4-9/16"
1-PIECE JAMB

DEDICATED 6-9/16"
1-PIECE JAMB

DEDICATED 4-9/16"
2-PIECE JAMB

DEDICATED 6-9/16"
2-PIECE JAMB

Mull Options & Capabilities



3-9/16" STANDARD MULL

4-3/8" STANDARD MULL

4-3/8" FAT BOY MULL

1-1/2" U-SHAPED COVER FOR 4-9/16"
BACK-TO-BACK MULLS

EXTRA DEEP
2-23/32" U-SHAPED
COVER FOR >4-9/16"
MULLS

Brickmould Options



1-PIECE WM180 BRICKMOULD
WITH J-CHANNEL 9/16" RETURN LEG

2-PIECE WM180 BRICKMOULD 9/16"
RETURN, WOOD CORE

2-PIECE WM180 BRICKMOULD,
2-9/16" RETURN, WOOD CORE

FLAT CASING,
WOOD CORE

FusionFrame Accessories



SHIPPING CLIP FOR
2-PIECE JAMBS

1-PIECE BRICKMOULD
MITER ALIGNMENT KEY

OUTSWING CONVERSION
BRACKET

TRANSOM COVER

Rippable Jamb Options




4-9/16" + 2" 1-PIECE
RIPPABLE JAMB

6-9/16" + 2" 1-PIECE
RIPPABLE JAMB

4-9/16" + 2" 2-PIECE
RIPPABLE JAMB

6-9/16" + 2" 2-PIECE
RIPPABLE JAMB



2-1/2" U-SHAPED
COVER
FOR SPREAD
MULLS


INTERIOR
FLAT COVER

EXTERIOR
FLAT COVER

L-SHAPED MULL
COVER RECEIVER

MULL EXTENDER
ATTACHMENT

MULL EXTENDER



FLAT CASING WITH J-CHANNEL,
WOOD CORE

FLAT CASING WITH 2-9/16" RETURN
LEG, WOOD CORE

FLAT CASING WITH J-CHANNEL,
2-9/16" RETURN LEG, WOOD CORE

Available Finishes

FusionFrame® is available with a textured stainable or smooth, prefinished, paintable white finish, delivering the convenience of a field-ready product or the freedom to finish however you please to meet your needs.



**Textured
Stainable Finish**



**Smooth, Prefinished,
Paintable White Finish**

A Better Install—Without Limitations

Let's face it: the real world is far from perfect. Rough opening conditions are no exception. Enter FusionFrame®. Built-in installation aids and features mean that FusionFrame isn't just another composite door frame, it's a full installation system designed to help installers overcome common issues and deliver a better install.

1. BRIDGE THE GAP.

Just because the rough opening is out of plumb, or twisted, doesn't mean your door unit has to be. With ¼" of inside-to-outside "float", FusionFrame's innovative brickmould design can be adjusted to fit flush against the house, despite rough opening conditions, while keeping the door frame plumb.

2. LEVEL-HEADED HELP.

Installing a door system of any size is a hands-on activity. While FusionFrame can't lend an actual hand, it does feature a built-in bubble level to help you and your team get installation off to a level start.

3. MAR-FREE INSTALLATION.


FusionFrame's removable jamb stop cover allows for concealed installation fasteners - no need to mar the finish during install for a truly prefinished, flawless appearance.

4. BLEMISH-FREE BRICKMOULD.

Each FusionFrame brickmould option allows for concealed installation fasteners, eliminating fasteners being driven directly into the face of the brickmould.

5. FEWER SHIMS. FEWER HEADACHES.

Gone are the days of shimming every foot or worse to achieve a quality install. FusionFrame's sturdy engineered core delivers a strong no-nonsense installation requiring minimal shims.



WARNING: Drilling, sawing, sanding or machining wood products can expose you to wood dust, a substance known to the State of California to cause cancer. Avoid inhaling wood dust or use a dust mask or other safeguards for personal protection. For more information go to www.P65Warning.ca.gov/wood.

Innovation protected under patents and patents pending in U.S. and Canada. See www.EnduraPatents.com

Form# FSFFSheet-19 Effective 10.19

**FUSION
FRAME™**



8817 W. Market St., Colfax, NC 27235
1.800.334.2006 www.enduraproducts.com