

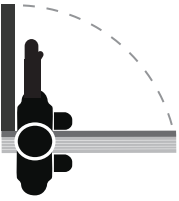
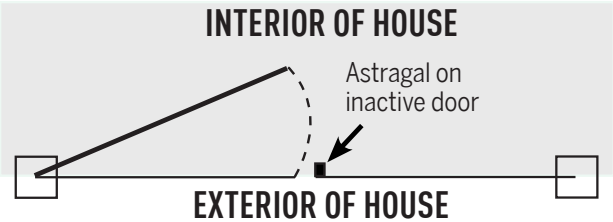
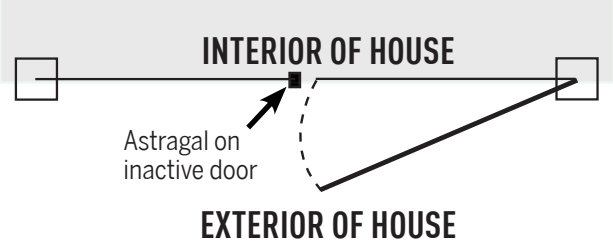
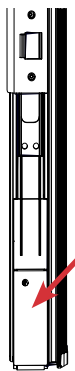
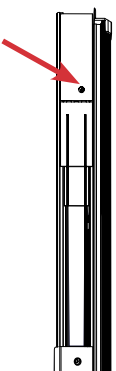
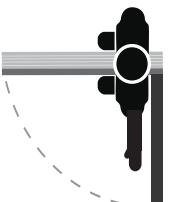
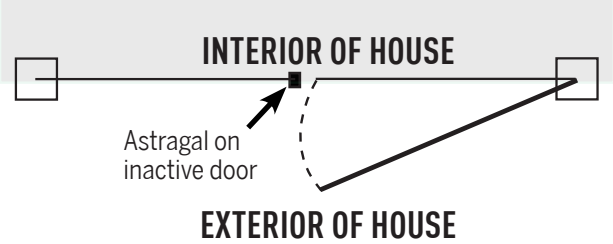
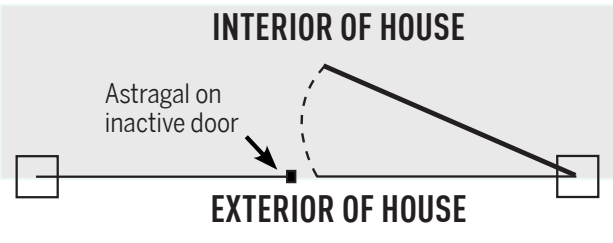
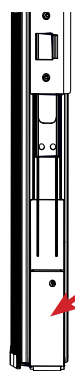
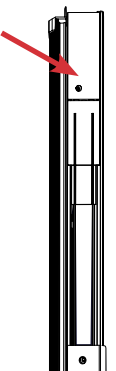
ENDURA ULTIMATE TRILENNIUM® ASTRAGAL: SHOOT BOLT SELECTION GUIDE

Shoot bolts on the Ultimate Trilennium® Astragal are handed and depending on the handing of your French Door, you will need either a Left-handed or Right-handed bolt. See guide below to identify the swing and handing of your door.

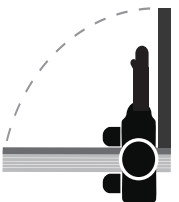
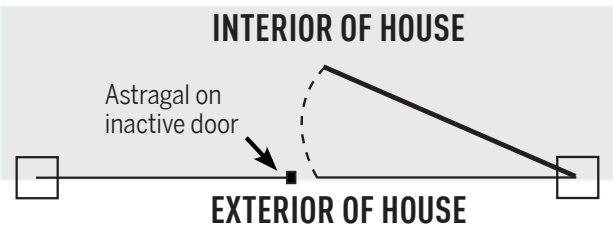
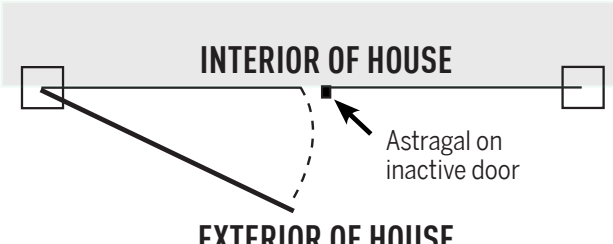
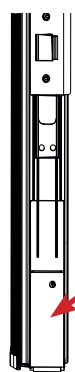
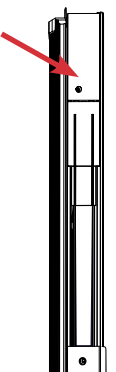
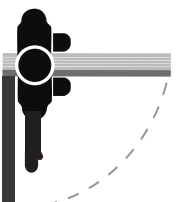
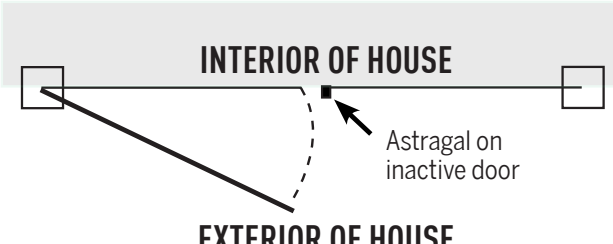
NOTE: For both inswing and outswing doors, the handing of the bottom bolt **matches** the handing of the astragal. The handing of the top bolt is **opposite** to the handing of the astragal.

IDENTIFY HANDING OF ASTRAGAL

CHOOSE COMPATIBLE SHOOT BOLT

INSWING			Left Hand Bottom Bolt	Right Hand Top Bolt
				<i>*matches handing of astragal</i>
OUTSWING				
				<i>*matches handing of astragal</i>

When you stand with your back against the hinges of the active (moving) door panel, if the door opens to your **left**, you have a **LEFT HANDED ASTRAGAL**.

INSWING			Right Hand Bottom Bolt	Left Hand Top Bolt
				<i>*matches handing of astragal</i>
OUTSWING				

When you stand with your back against the hinges of the active (moving) door panel, if the door opens to your **right**, you have a **RIGHT HANDED ASTRAGAL**.

