

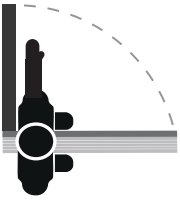
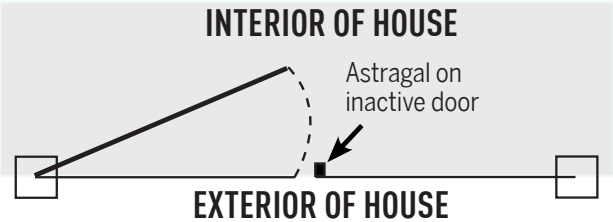
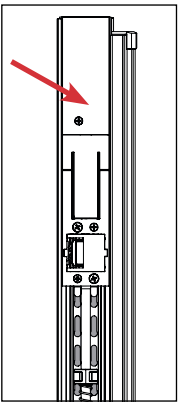
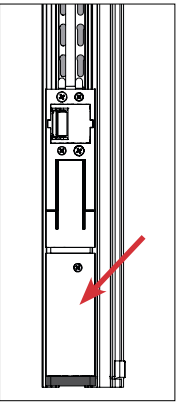
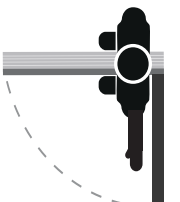
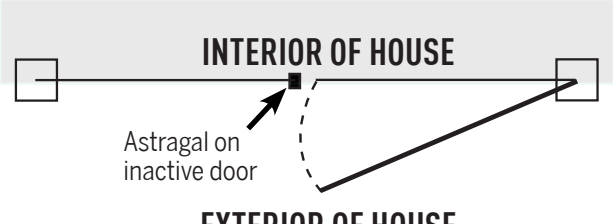
ENDURA ULTIMATE MULTI-POINT ASTRAGAL: SHOOT BOLT SELECTION GUIDE

Shoot bolts on the Ultimate Multi-Point Astragal are handed and depending on the handing of your French Door, you will need either a Left-handed or Right-handed bolt. See guide below to identify the swing and handing of your door.

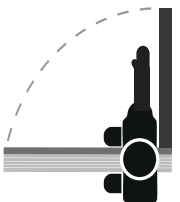
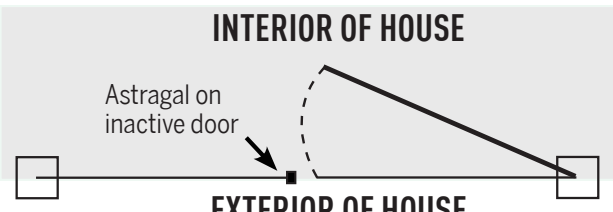
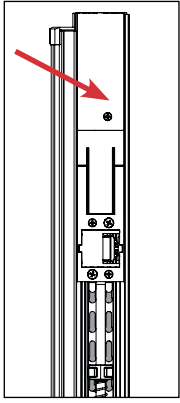
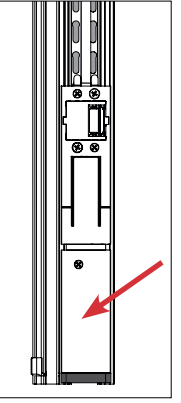
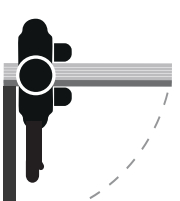
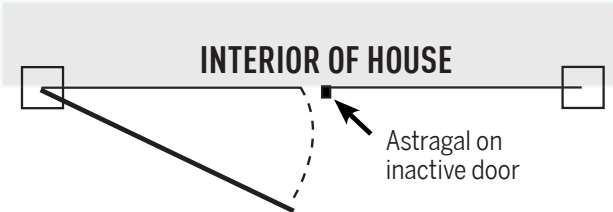
NOTE: For both inswing and outswing doors, the handing of the top bolt **matches** the handing of the astragal. The handing of the bottom bolt is **opposite** to the handing of the astragal.

IDENTIFY HANDING OF ASTRAGAL

CHOOSE COMPATIBLE SHOOT BOLT

INSWING				
		INTERIOR OF HOUSE Astragal on inactive door EXTERIOR OF HOUSE	Left Hand Top Bolt	Right Hand Bottom Bolt
OUTSWING				
		INTERIOR OF HOUSE Astragal on inactive door EXTERIOR OF HOUSE	*matches handing of astragal	*opposite to handing of astragal

When you stand with your back against the hinges of the active (moving) door panel, if the door opens to your **left**, you have a **LEFT HANDED ASTRAGAL**.

INSWING				
		INTERIOR OF HOUSE Astragal on inactive door EXTERIOR OF HOUSE	Right Hand Top Bolt	Left Hand Bottom Bolt
OUTSWING				
		INTERIOR OF HOUSE Astragal on inactive door EXTERIOR OF HOUSE	*matches handing of astragal	*opposite to handing of astragal

When you stand with your back against the hinges of the active (moving) door panel, if the door opens to your **right**, you have a **RIGHT HANDED ASTRAGAL**.

